

IMAGE

SHOWERS



CRAFTED IN KILKENNY
Since 1989

iFIT

i3

i4

SHOWER ENCLOSURES
Quick Easy Fit



SecureFix
EASY FIT SYSTEM



Time Saver
QUICK FIT SYSTEM

ENGINEERED FOR HASSLE-FREE INSTALLATION
AND LONG LASTING PERFORMANCE.

PROUDLY CRAFTED IN KILKENNY SINCE 1989



CRAFTED IN KILKENNY. DESIGNED FOR LIFE.

iMAGE Showers began in 1989 in a humble haybarn in Co. Kilkenny, a place renowned for Irish craftsmanship. From these modest beginnings, we have grown into one of Ireland's leading shower door specialists, known for precision engineering, timeless design and an unwavering commitment to quality.

For over 35 years, our story has been one of resilience, innovation, and dedication to doing things the right way. From classic ranges like the Ultra, Diamond and Allure, to modern innovations such as the i6, i3 Easy-Fit and the i7, our products are trusted by generations of homeowners and professionals alike.

What sets iMAGE apart is not just what we make, but how we make it. We remain the only shower door manufacturer still producing in Ireland, allowing us to maintain full control over quality, design and sustainability.

Our latest offerings – from the sleek iDrain system to our slate trays and Opti-White glass colour range – reflect our commitment to evolving with our customers' needs while remaining rooted in quality and craftsmanship.

With a newly upgraded factory and showroom in Kilkenny, we are building for the future while staying true to our heritage. Every iMAGE product is thoughtfully designed to enhance daily wellness, transforming a functional space into a sanctuary. Whether it's a bespoke shower solution or a ready-to-fit door, our work is driven by a passion for elevating everyday moments.

At iMAGE Showers, we believe in more than just shower doors. We believe in beauty, longevity and responsibility – to our craft, our customers and our planet.



GUARANTEED FOR LIFE

At Image, every product detail and feature is designed around quality, performance and reliability. Our insistence on manufacturing excellence gives us the confidence to offer a lifetime guarantee across our product ranges.*

PEACE OF MIND: Lifetime Guarantee*
Spare Parts Available | Extension Profiles Available

iSHIELD PROTECTIVE GLASS COATING



WITHOUT iSHIELD

Without iShield protective coating, soap and water residue can bond to the surface of the glass resulting in a build up of grime.

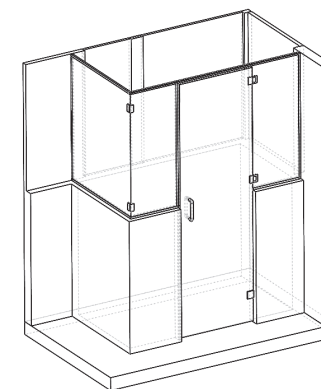


WITH iSHIELD

The iShield intelligent surface helps prevent the build up of limescale and soap deposits, ensuring that water droplets simply roll away from the surface.

EASY CLEAN GLASS

iShield protective coating helps prevent the build-up of limescale and soap deposits on the glass surface. This hydrophobic coating ensures that water droplets roll down the glass surface.



GO BESPOKE

If standard size options don't suit, we can create a made-to-measure solution precisely for your requirements.

Contact us on:
bespoke@imageshowers.com
056 7723374





SUSTAINABILITY COMMITMENT

At iMAGE, sustainability is not a trend, it's a responsibility we take seriously. Here's how we're making a difference:

- **Solar-Powered Production:** Our entire Kilkenny factory is powered by renewable energy, with 110 solar PV panels on our roof generating clean electricity for our enterprise.
- **Smarter Packaging:** We've redesigned our packaging to minimise material use and ensure it's fully recyclable, reducing waste across the supply chain.
- **Product Circularity:** Returned products are broken down so individual components can be reused or recycled, avoiding landfill and giving materials a second life.
- **Longer Product Lifespan:** We offer spare parts for every model, allowing customers to maintain their shower doors for years rather than replacing them prematurely.
- **Eco-Friendly Choices:** From LED lighting throughout our premises to using a sustainable printing partner we are committed to making more environmentally friendly choices.


Our goal is clear: to create beautiful, durable products that respect the planet, not just today, but for future generations.

i3

i4

imageshowers.com

OUR VALUES



1. IRISH CRAFTSMANSHIP

Proudly designed and manufactured in Ireland, our products reflect the skill, care and precision of true Irish craftsmanship.



2. BUILT TO LAST

We engineer our products to endure in style, structure and sustainability. We believe that true quality stands the test of time.



3. THOUGHTFUL INNOVATION

We don't innovate for the sake of it. Every feature, finish and function is designed with purpose, enhancing both form and usability.



4. SUSTAINABILITY COMMITMENT

From solar-powered production to recyclable packaging and design for product longevity, we are committed to reducing our environmental impact.



5. EVERYDAY WELLNESS

We create shower spaces that go beyond the functional. We aim to promote a sense of calm, beauty and wellbeing for our customers.



6. INCLUSIVITY AND INTEGRITY

We strive to serve a wide audience from discerning homeowners to professional tradespeople, with honesty, respect and reliability.

CONTENTS

i3 AND i4 COLLECTIONS	1
i4 SECURE FIX SHOWER ENCLOSURE COLLECTION	2
i4 WETROOM COLLECTION	12
i3 TIME SAVER SHOWER ENCLOSURE COLLECTION	14
DILUSSO BATHROOMS	24
iSTONE SLATE TRAY COLLECTION	25
STANDARD ACRYLIC SHOWER TRAY COLLECTION	28
SLIP RESISTANT ACRYLIC SHOWER TRAY COLLECTION	31
SHOWER TRAY ACCESSORIES	33
I-DRAIN® COLLECTION	34
iIMAGE BESPOKE	41
INFORMATION & MAINTENANCE	42

iFIT i3 AND i4 COLLECTIONS

THE i3 AND i4 COLLECTIONS OFFER A VERSATILE RANGE OF SHOWER DOOR STYLES, SIZES AND FINISH OPTIONS TO SUIT EVERYDAY BATHROOMS AND MODERN PROJECTS ALIKE. DESIGNED TO BE PRACTICAL, RELIABLE AND EASY TO SPECIFY, THEY MAKE IT SIMPLE TO CREATE A SHOWER SPACE THAT LOOKS GREAT, FITS BEAUTIFULLY, AND PERFORMS FOR YEARS TO COME.








HELPING YOU CREATE YOUR DREAM SHOWER SPACE

Scan the QR code to visit our YouTube channel and watch all installation videos for the Image Showers i3 & i4 ranges.

Step-by-step guides, handy tips, and quick walkthroughs. Everything you need for a smooth fit, start to finish.



KEY FEATURES

-  With the focus on ease of installation - i3 enclosures and doors stand 1900mm & i4 stand 1850mm high
-  i3 and i4 enclosures and doors utilise toughened 6mm safety glass to EN 12150-1 Class A standard.
-  i3 and i4 enclosures and doors are designed around elegance and simplicity
-  The iROLLER, incorporating our quick release system ensures ease of cleaning throughout the range.
-  reversible design
-  iShield easy clean glass
-  lifetime guarantee*

GUARANTEED FOR LIFE

At Image, every product detail and feature is designed around quality, performance and reliability. Our insistence on manufacturing excellence gives us the confidence to offer a lifetime guarantee across our product ranges.*

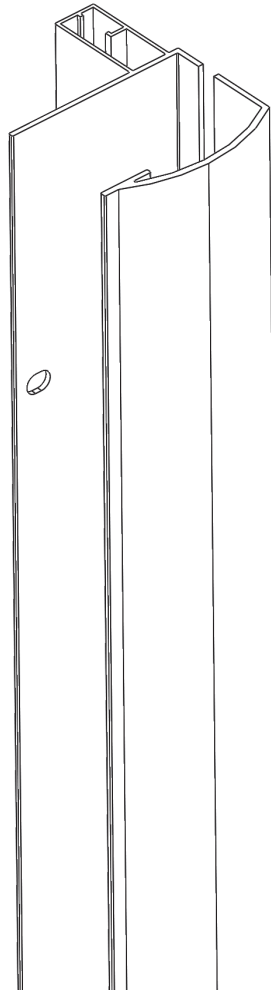
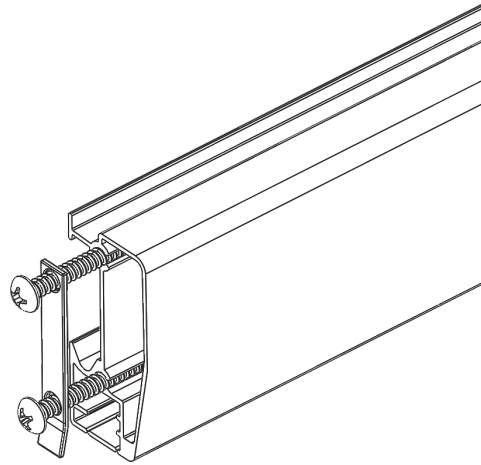
*See T&C at back of brochure

i4



SecureFix EASY FIT SYSTEM

ENGINEERED
FOR HASSLE-FREE
INSTALLATION AND
LONG LASTING
PERFORMANCE.



iFIT i4 ENCLOSURES

SECUREFIX EASY
FIT SYSTEM FOR
QUICK & EASY
INSTALLATION



STEP 1: Align the horizontal and vertical shower door profiles so they sit straight and upright.

STEP 2: Slide the pre-assembled screws and bracket on the top rail into the slot on the vertical profile.

STEP 3: Tighten the screws securely using a screwdriver.



SECURE FIX
BRACKET



PRE-CUT
SLOT



i4

The i4 range has been developed by Image Showers' engineering and design teams to offer a truly affordable enclosure collection. Each shower door is crafted to suit both traditional and contemporary bathrooms, with a variety of styles and sizes available to fit most installations.

KEY FEATURES



toughened safety glass



iShield easy clean glass



adjustable profiles



reversible design

polished chrome

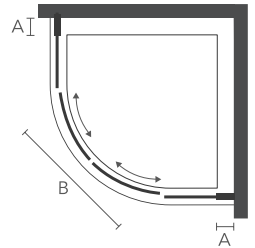


SCAN ME
for assembly
guide video



i4 2 DOOR QUADRANT

- 6mm toughened safety glass | 1850mm height | 550mm radius
- Highly polished chrome | Twin sliding doors
- i4 handle | Full length magnetic door strips
- Concealed fittings | Translucent clear seals
- Wetroom compatible | Power shower compatible
- Chrome top cover caps



Shower Door

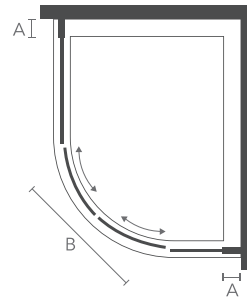
Door/Tray Size	Adjustment (A)	Access (B)	Radius	Code	RRP Inc. VAT
800mm	765-795mm	440mm	550mm	i4QS800C	€571.95
900mm	865-895mm	520mm	550mm	i4QS900C	€571.95
1000mm	965-995mm	520mm	550mm	i4QS1000C	€707.25

PEACE OF MIND: Lifetime Guarantee*



i4 2 DOOR OFFSET QUADRANT

- 6mm toughened safety glass | 1850mm height | 550mm radius
- Highly polished chrome | Twin sliding doors
- i4 handle | Full length magnetic door strips
- Concealed fittings | Translucent clear seals
- Wetroom compatible | Power shower compatible
- Chrome top cover caps



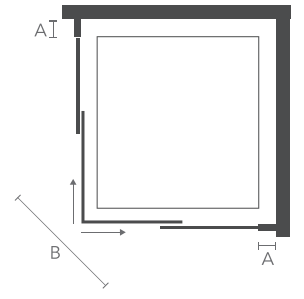
Shower Door

Door/Tray Size	Adjustment (A)	Access (B)	Code	RRP Inc. VAT
800 x 900mm	765-795/865-895mm	480mm	i4QS890C	€750.30
800 x 1000mm	765-795/965-995mm	480mm	i4QS810C	€750.30
800 x 1200mm	765-795/1165-1195mm	480mm	i4QS812C	€750.30
900 x 1200mm	865-895/1165-1195mm	520mm	i4QS912C	€750.30

PEACE OF MIND: Lifetime Guarantee*

i4 CORNER DOOR

- 6mm toughened safety glass | 1850mm height
- Highly polished chrome | Twin sliding doors
- i4 handle | Full length magnetic door strips
- Concealed fittings | Translucent clear seals
- Wetroom compatible | Power shower compatible
- Chrome top cover caps



Shower Door

Door/Tray Size	Adjustment (A)	Access (B)	Code	RRP Inc. VAT
760mm	725-755mm	350mm	i4CS760C	€639.60
800mm	765-795mm	385mm	i4CS800C	€639.60
900mm	865-895mm	470mm	i4CS900C	€676.50

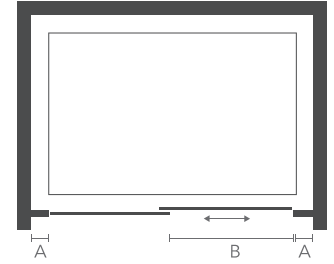
PEACE OF MIND: Lifetime Guarantee*



SCAN ME
for assembly
guide video

i4 SLIDING DOOR

- 6mm toughened safety glass | 1850mm height
- Highly polished chrome
- i4 chrome handle | Full length magnetic door strips
- Concealed fittings | Translucent clear seals
- Wetroom compatible | Power shower compatible
- Chrome top cover caps



Shower Door	Door/Tray Size	Adjustment (A)	Access (B)	Code	RRP Inc. VAT
	1000mm	940-1000mm	368mm	i4JS1000C	€571.95
	1100mm	1040-1100mm	418mm	i4JS1100C	€571.95
	1200mm	1140-1200mm	468mm	i4JS1200C	€584.25
	1400mm	1340-1400mm	625mm	i4JS1400C	€670.35
	1500mm	1440-1500mm	625mm	i4JS1500C	€707.25

Side Panel	Door/Tray Size	Adjustment (A)	Access (B)	Code	RRP Inc. VAT
	700mm	665-695mm	N/A	i4SS700C	€424.35
	760mm	725-755mm	N/A	i4SS760C	€424.35
	800mm	765-795mm	N/A	i4SS800C	€424.35
	900mm	865-895mm	N/A	i4SS900C	€461.25
	1000mm	965-995mm	N/A	i4SS1000C	€504.30
	1100mm	1065-1095mm	N/A	i4SS1100C	€584.25
	1200mm	1165-1195mm	N/A	i4SS1200C	€602.70

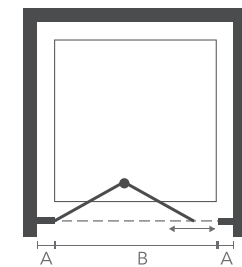
Extension Profile	Code	RRP Inc. VAT
	i4XS1850	€86.10



SCAN ME
for assembly
guide video

i4 BIFOLD DOOR

- 6mm toughened safety glass | 1850mm height
- Highly polished chrome
- i4 chrome handle | Full length magnetic door strips
- Concealed fittings | Translucent clear seals
- Wetroom compatible | Power shower compatible
- Chrome top cover caps



Shower Door	Door/Tray Size	Adjustment (A)	Access (B)	Code	RRP Inc. VAT
	700mm	640-700mm	464mm	i4BS700C	€547.35
	760mm	700-760mm	529mm	i4BS760C	€547.35
	800mm	740-800mm	564mm	i4BS800C	€559.65
	900mm	840-900mm	664mm	i4BS900C	€584.25
	1000mm	940-1000mm	764mm	i4BS1000C	€645.75

i7SSH700C

Side Panel	Door/Tray Size	Adjustment (A)	Access (B)	Code	RRP Inc. VAT
	700mm	665-695mm	N/A	i4SS700C	€424.35
	760mm	725-755mm	N/A	i4SS760C	€424.35
	800mm	765-795mm	N/A	i4SS800C	€424.35
	900mm	865-895mm	N/A	i4SS900C	€461.25
	1000mm	965-995mm	N/A	i4SS1000C	€504.30
	1100mm	1065-1095mm	N/A	i4SS1100C	€584.25
	1200mm	1165-1195mm	N/A	i4SS1200C	€602.70

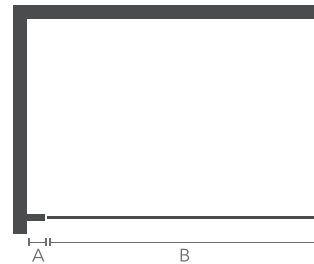
Extension Profile	Code	RRP Inc. VAT
	i4XS1850	€86.10



i4 WETROOM SCREEN

- 8mm toughened safety glass | 2000mm height
- Highly polished chrome | Power shower compatible
- Signature high level towel/support rail

PEACE OF MIND: Lifetime Guarantee*



Wetroom Screen	Door/Tray Size	Adjustment (A)	CHROME Code	RRP Inc. VAT
	600mm	580-600mm	i4SW600C	€369.00
	700mm	680-700mm	i4SW700C	€369.00
	800mm	780-800mm	i4SW800C	€399.75
	900mm	880-900mm	i4SW900C	€430.50
	1000mm	980-1000mm	i4SW1000C	€461.25
	1100mm	1080-1100mm	i4SW1100C	€461.25
	1200mm	1180-1200mm	i4SW1200C	€485.85
	1400mm	1380-1400mm	i4SW1400C	€516.60

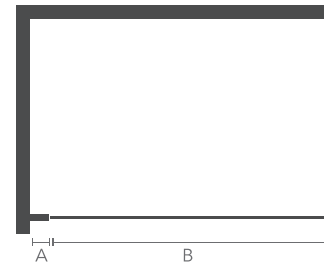
Flipper Panel	Product Description	CHROME Code	RRP Inc. VAT
	300mm	i4SW300CF	€307.50
	400mm	i4SW400CF	€338.25



i4 WETROOM SCREEN | BLACK

- 8mm toughened safety glass | 2000mm height
- Matt Black finish | Power shower compatible
- Signature high level towel/support rail

PEACE OF MIND: Lifetime Guarantee*



Wetroom Screen	Door/Tray Size	Adjustment (A)	BLACK Code	RRP Inc. VAT
	600mm	580-600mm	i4SW600C-BK	€369.00
	700mm	680-700mm	i4SW700C-BK	€369.00
	800mm	780-800mm	i4SW800C-BK	€399.75
	900mm	880-900mm	i4SW900C-BK	€430.50
	1000mm	980-1000mm	i4SW1000C-BK	€461.25
	1100mm	1080-1100mm	i4SW1100C-BK	€461.25
	1200mm	1180-1200mm	i4SW1200C-BK	€485.85
	1400mm	1380-1400mm	i4SW1400C-BK	€516.60

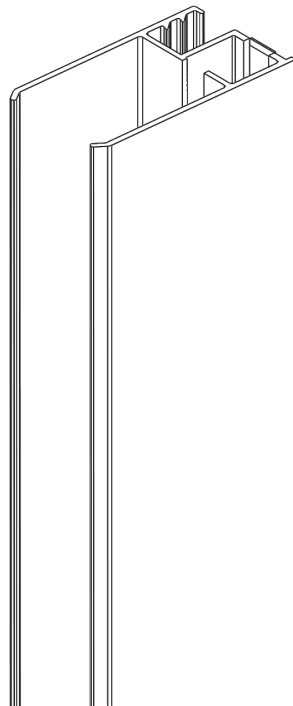
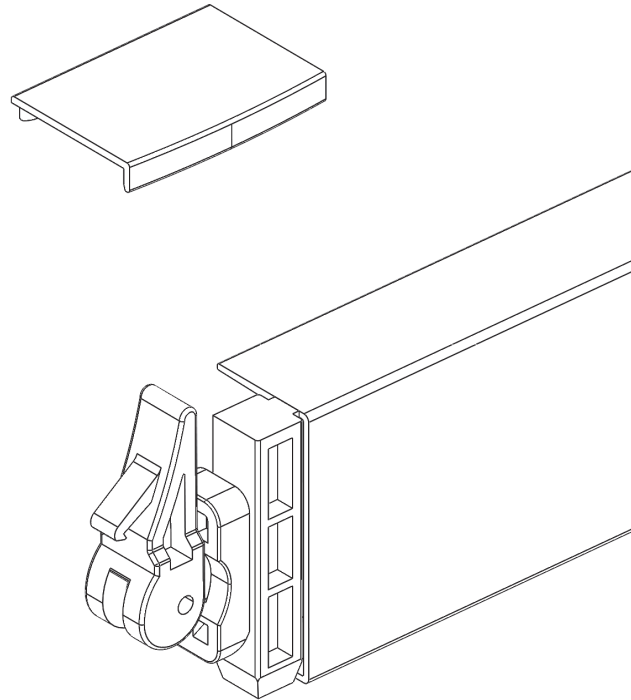
Flipper Panel	Product Description	BLACK Code	RRP Inc. VAT
	300mm	i4SW300CF-BK	€307.50
	400mm	i4SW400CF-BK	€338.25

i3



Time Saver QUICK FIT SYSTEM

ENGINEERED
FOR HASSLE-FREE
INSTALLATION AND
LONG LASTING
PERFORMANCE.




iFIT i3 ENCLOSURES

SCREW-FREE
ASSEMBLY SYSTEM
FOR QUICK & EASY
INSTALLATION.



STEP 1: Align the horizontal profile and vertical shower door profiles together so they are in a straight upward position.




STEP 2: Slide the pre-assembled click-fit bracket into place on the vertical profile so the snap hook smoothly locks into the snap fit access port, connecting the two profiles and forming a secure screw-free joint.



CLICK FIT
BRACKET

SNAP
HOOK



iIMAGE
SHOWERS

i3

NEW!

OUR i3 RANGE IS
NOW AVAILABLE IN
BRUSHED BRASS



i3 Sliding Door with Side Panel - Brushed Brass

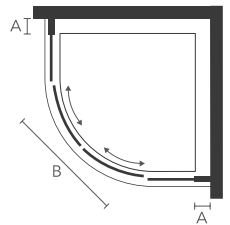


SCAN ME
for assembly
guide video



i3 2 DOOR QUADRANT


- 6mm toughened safety glass | 1900mm height | 550mm radius
- Brushed Brass | Twin sliding doors
- i3 handle | Full length magnetic door strips
- Concealed fittings | Translucent clear seals
- Wetroom compatible | Power shower compatible



PEACE OF MIND: Lifetime Guarantee* | Patented quick release iROLLERS for ease of cleaning

Shower Door

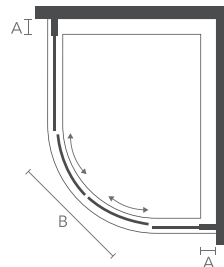
Door/Tray Size	Adjustment (A)	Access (B)	BRUSHED BRASS Code	RRP Inc. VAT
800mm	760-780mm	450mm	i3QBB800C-BB	€596.55
900mm	860-880mm	580mm	i3QBB900C-BB	€621.15
1000mm	960-980mm	580mm	i3QBB1000C-BB	€645.75



i3 2 DOOR OFFSET QUADRANT

- 6mm toughened safety glass | 1900mm height | 550mm radius
- Brushed Brass | Twin sliding doors
- i3 handle | Full length magnetic door strips
- Concealed fittings | Translucent clear seals
- Wetroom compatible | Power shower compatible

PEACE OF MIND: Lifetime Guarantee* | Patented quick release iROLLERS for ease of cleaning



Shower Door

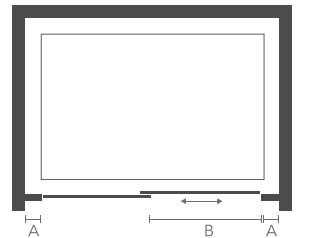
Door/Tray Size	Adjustment (A)	Access (B)	BRUSHED BRASS Code	RRP Inc. VAT
800x1000mm	760-780/960-980mm	500mm	i3QBB810C-BB	€645.75
800x1200mm	760-780/1160-1180mm	500mm	i3QBB812C-BB	€645.75
800x900mm	760-780/860-880mm	470mm	i3QBB890C-BB	€645.75
900x1200mm	860-880/1160-1180mm	540mm	i3QBB912C-BB	€645.75



i3 SLIDING DOOR

- 6mm toughened safety glass | 1900mm height
- Brushed Brass
- i3 handle | Full length magnetic door strips
- Concealed fittings | Translucent clear seals
- Wetroom compatible | Power shower compatible

PEACE OF MIND: Lifetime Guarantee* | Patented quick release iROLLERS for ease of cleaning



Shower Door

Door/Tray Size	Adjustment (A)	Access (B)	BRUSHED BRASS Code	RRP Inc. VAT
1000mm	950-990mm	400mm	i3JBB1000C-BB	€615.00
1100mm	1050-1090mm	450mm	i3JBB1100C-BB	€615.00
1200mm	1150-1190mm	500mm	i3JBB1200C-BB	€615.00
1400mm	1350-1390mm	600mm	i3JBB1400C-BB	€676.50

Side Panel

Door/Tray Size	Adjustment (A)	Access (B)	BRUSHED BRASS Code	RRP Inc. VAT
700mm	660-680mm	N/A	i3SBB700C-BB	€362.85
800mm	760-780mm	N/A	i3SBB800C-BB	€387.45
900mm	860-880mm	N/A	i3SBB900C-BB	€418.20

i3

The i3 is a brand-new shower enclosure range designed for quick, easy installation - a plumber's dream. Engineered to Image Showers' supreme quality standards, it also comes with the added reassurance of our lifetime guarantee.

KEY FEATURES



toughened safety glass



iShield easy clean glass



adjustable profiles



reversible design



polished chrome



matt black



brushed brass



i3 Bifold Door - Chrome

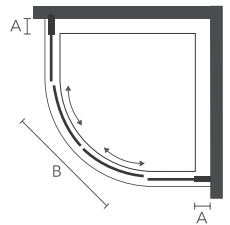


SCAN ME
for assembly
guide video



i3 2 DOOR QUADRANT

- 6mm toughened safety glass | 1900mm height | 550mm radius
- Highly Polished Chrome or Matt Black finish | Twin sliding doors
- i3 handle | Full length magnetic door strips
- Concealed fittings | Translucent clear seals
- Wetroom compatible | Power shower compatible



PEACE OF MIND: Lifetime Guarantee* | Patented quick release iROLLERS for ease of cleaning

Shower Door

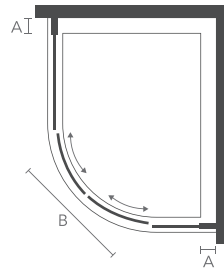
Door/Tray Size	Adjustment (A)	Access (B)	CHROME	BLACK Code	RRP Inc. VAT
800mm	760-780mm	450mm	i3QS800C	i3QB800C-BK	€467.40
900mm	860-880mm	580mm	i3QS900C	i3QB900C-BK	€467.40
1000mm	960-980mm	580mm	i3QS1000C	i3QB1000C-BK	€541.20



SCAN ME
for assembly
guide video

i3 2 DOOR OFFSET QUADRANT

- 6mm toughened safety glass | 1900mm height | 550mm radius
- Highly Polished Chrome or Matt Black finish | Twin sliding doors
- i3 handle | Full length magnetic door strips
- Concealed fittings | Translucent clear seals
- Wetroom compatible | Power shower compatible



PEACE OF MIND: Lifetime Guarantee* | Patented quick release iROLLERS for ease of cleaning

Shower Door

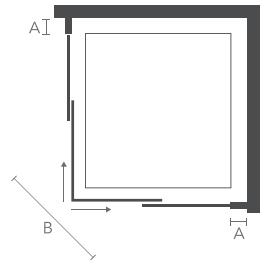
Door/Tray Size	Adjustment (A)	Access (B)	CHROME Code	BLACK Code	RRP Inc. VAT
800x1000mm	760-780/960-980mm	500mm	i3QS810C	i3QB810C-BK	€571.95
800x1200mm	760-780/1160-1180mm	500mm	i3QS812C	i3QB812C-BK	€571.95
800x900mm	760-780/860-880mm	470mm	i3QS890C	i3QB890C-BK	€571.95
900x1200mm	860-880/1160-1180mm	540mm	i3QS912C	i3QB912C-BK	€571.95



SCAN ME
for assembly
guide video

i3 CORNER DOOR

- 6mm toughened safety glass | 1900mm height
- Highly Polished Chrome finish | Twin sliding doors
- i3 handle | Full length magnetic door strips
- Concealed fittings | Translucent clear seals
- Wetroom compatible | Power shower compatible



PEACE OF MIND: Lifetime Guarantee* | Patented quick release iROLLERS for ease of cleaning

Shower Door

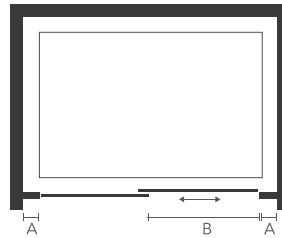
Door/Tray Size	Adjustment (A)	Access (B)	CHROME Code	RRP Inc. VAT
760mm	720-740mm	400mm	i3CS760C	€504.30
800mm	760-780mm	430mm	i3CS800C	€504.30
900mm	860-880mm	500mm	i3CS900C	€516.60



SCAN ME
for assembly
guide video

i3 SLIDING DOOR

- 6mm toughened safety glass | 1900mm height
- Highly Polished Chrome or Matt Black finish
- i3 handle | Full length magnetic door strips
- Concealed fittings | Translucent clear seals
- Wetroom compatible | Power shower compatible



PEACE OF MIND: Lifetime Guarantee* | Patented quick release iROLLERS for ease of cleaning

Shower Door

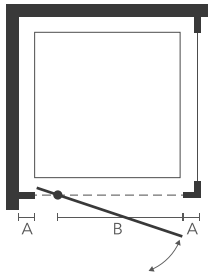
Door/Tray Size	Adjustment (A)	Access (B)	CHROME Code	BLACK Code	RRP Inc. VAT
1000mm	950-990mm	400mm	i3JS1000C	i3JB1000C-BK	€485.85
1100mm	1050-1090mm	450mm	i3JS1100C	i3JB1100C-BK	€485.85
1200mm	1150-1190mm	500mm	i3JS1200C	i3JB1200C-BK	€485.85
1400mm	1350-1390mm	600mm	i3JS1400C	i3JB1400C-BK	€516.60
1500mm	1450-1490mm	650mm	i3JS1500C	i3JB1500C-BK	€571.95



SCAN ME
for assembly
guide video

i3 PIVOT DOOR

- 6mm toughened safety glass | 1900mm height
- Highly Polished Chrome or Matt Black finish
- i3 handle | Full length magnetic door strips
- Concealed fittings | Translucent clear seals
- Wetroom compatible | Power shower compatible



PEACE OF MIND: Lifetime Guarantee*

Shower Door

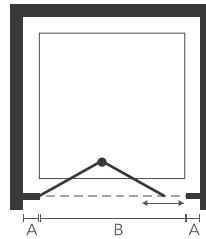
Door/Tray Size	Adjustment (A)	Access (B)	CHROME Code	BLACK Code	RRP Inc. VAT
700mm	650-690mm	480mm	i3PS700C	i3PB700C-BK	€448.95
760mm	710-750mm	510mm	i3PS760C	i3PB760C-BK	€448.95
800mm	750-790mm	530mm	i3PS800C	i3PB800C-BK	€448.95
900mm	850-890mm	580mm	i3PS900C	i3PB900C-BK	€467.40
1000mm	950-990mm	630mm	i3PS1000C	i3PB1000C-BK	€492.00



SCAN ME
for assembly
guide video

i3 BIFOLD DOOR

- 6mm toughened safety glass | 1900mm height
- Highly polished chrome or Matt Black finish
- i3 handle | Full length magnetic door strips
- Concealed fittings | Translucent clear seals
- Wetroom compatible | Power shower compatible



PEACE OF MIND: Lifetime Guarantee*

Shower Door

Door/Tray Size	Adjustment (A)	Access (B)	CHROME Code	BLACK Code	RRP Inc. VAT
700mm	650-690mm	400mm	i3BS700C	i3BB700C-BK	€467.40
760mm	710-750mm	460mm	i3BS760C	i3BB760C-BK	€467.40
800mm	750-790mm	500mm	i3BS800C	i3BB800C-BK	€467.40
900mm	850-890mm	600mm	i3BS900C	i3BB900C-BK	€498.15
1000mm	950-990mm	700mm	i3BS1000C	i3BB1000C-BK	€528.90



i3 SIDE PANEL

- Side panels can go with any door in the i3 range

PEACE OF MIND: Lifetime Guarantee*

Side Panel

Door/Tray Size	Adjustment (A)	Access (B)	CHROME Code	BLACK Code	RRP Inc. VAT
700mm	660-680mm	N/A	i3SS700C	i3SBK700C-BK	€338.25
760mm	720-740mm	N/A	i3SS760C	i3SBK760C-BK	€338.25
800mm	760-780mm	N/A	i3SS800C	i3SBK800C-BK	€362.85
900mm	860-880mm	N/A	i3SS900C	i3SBK900C-BK	€375.15
1000mm	960-980mm	N/A	i3SS1000C	i3SB1000C-BK	€418.20

Extension Profile	Code	RRP Inc. VAT
	i3XS1900	€86.10

DILUSSO

BATHROOMS

At Dilusso Bathrooms, we have built our brand around total commitment to elegant and innovative design, product quality, reliability and ultimate customer satisfaction.

We help you to choose the perfect design to complement your bathroom interiors. Using only the best materials, we are committed to product excellence in design and reliability.

imageshowers.com



D12 - WALL HUNG UNIT
SAND BODY
PACIFIC BLUE GLASS DRAWER

D12 - WALL HUNG UNIT
THYME GREEN BODY
SAND GLASS
DRAWER WITH LEGS

iStone Trays

INNOVATION HIGHLIGHTS

- Crafted from High-grade Stone Resin
- Colour Matched Grilles
- May Be Fitted On Top or Level With Floor
- Custom Size Cut Available
- Supplied with Premium Tourbillon High-flow Waste
- 5 Year Warranty

KEY FEATURES

 30 mm depth

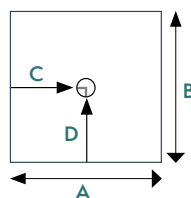
 90 mm high flow waste

imageshowers.com



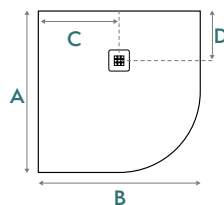
Slate Textured Finish,
Slip Resistant Surface

iStone SLATE TRAY:
SQUARE



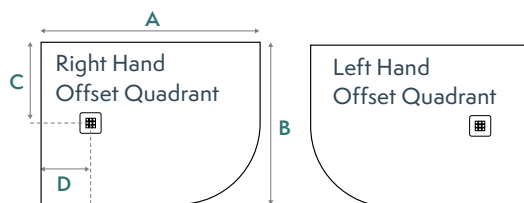
Anthracite Code	White Code	Moka Code	A	B	C	D	RRP Inc. VAT
T900SQ-BK-LP	T900SQ-WH-LP	T900SQ-MK-LP	900mm	900mm	450mm	450mm	€615.00
T1000SQ-BK-LP	T1000SQ-WH-LP	T1000SQ-MK-LP	1000mm	1000mm	500mm	500mm	€701.10

iStone SLATE TRAY:
QUADRANT



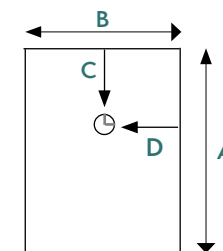
Anthracite Code	White Code	Moka Code	A	B	C	D	RRP Inc. VAT
T900Q-BK-LP	T900Q-WH-LP	T900Q-MK-LP	900mm	900mm	400mm	400mm	€633.45
T1000Q-BK-LP	T1000Q-WH-LP	N/A	1000mm	1000mm	500mm	500mm	€670.35

iStone SLATE TRAY:
OFFSET QUADRANT



Anthracite Code	White Code	A	B	C	D	RRP Inc. VAT
T810QL-BK-LP	T810QL-WH-LP	1000mm	800mm	550mm	350mm	€710.94
T810QR-BK-LP	T810QR-WH-LP	1000mm	800mm	550mm	350mm	€710.94
T812QL-BK-LP	T812QL-WH-LP	1200mm	800mm	750mm	350mm	€710.94
T812QR-BK-LP	T812QR-WH-LP	1200mm	800mm	750mm	350mm	€710.94
T912QL-BK-LP	T912QL-WH-LP	1200mm	900mm	750mm	450mm	€710.94
T912QR-BK-LP	T912QR-WH-LP	1200mm	900mm	750mm	450mm	€710.94
T812QL-BK-LP	T812QL-WH-LP	1200mm	800mm	750mm	350mm	€710.94
T812QR-BK-LP	T812QR-WH-LP	1200mm	800mm	750mm	350mm	€710.94
T912QL-BK-LP	T912QL-WH-LP	1200mm	900mm	750mm	450mm	€710.94
T912QR-BK-LP	T912QR-WH-LP	1200mm	900mm	750mm	450mm	€710.94

iStone SLATE TRAY:
RECTANGULAR



Anthracite Code	White Code	Moka Code	A	B	C	D	RRP Inc. VAT
T890REC-BK-LP	T890REC-WH-LP		900mm	800mm	450mm	400mm	€571.95
T810REC-BK-LP	T810REC-WH-LP		1000mm	800mm	410mm	400mm	€602.70
T811REC-BK-LP	T811REC-WH-LP		1100mm	800mm	410mm	400mm	€633.45
T911REC-BK-LP	T911REC-WH-LP		1100mm	900mm	410mm	450mm	€686.34
T712REC-BK-LP	T712REC-WH-LP		1200mm	700mm	410mm	350mm	€608.85
T812REC-BK-LP	T812REC-WH-LP	T812REC-MK-LP	1200mm	800mm	410mm	400mm	€664.20
T912REC-BK-LP	T912REC-WH-LP	T912REC-MK-LP	1200mm	900mm	450mm	450mm	€710.94
T714REC-BK-LP	T714REC-WH-LP		1400mm	700mm	410mm	350mm	€710.94
T814REC-BK-LP	T814REC-WH-LP		1400mm	800mm	410mm	400mm	€731.85
T914REC-BK-LP	T914REC-WH-LP	T914REC-MK-LP	1400mm	900mm	450mm	450mm	€805.65
T715REC-BK-LP	T715REC-WH-LP		1500mm	700mm	410mm	350mm	€725.70
T815REC-BK-LP	T815REC-WH-LP		1500mm	800mm	410mm	400mm	€762.60
T915REC-BK-LP	T915REC-WH-LP		1500mm	900mm	410mm	450mm	€836.40
T716REC-BK-LP	T716REC-WH-LP		1600mm	700mm	410mm	350mm	€811.80
T816REC-BK-LP	T816REC-WH-LP	T816REC-MK-LP	1600mm	800mm	410mm	400mm	€836.40
T916REC-BK-LP	T916REC-WH-LP	T916REC-MK-LP	1600mm	900mm	410mm	450mm	€861.00
T717REC-BK-LP	T717REC-WH-LP	T717REC-MK-LP	1700mm	700mm	610mm	350mm	€799.50
T817REC-BK-LP	T817REC-WH-LP		1700mm	800mm	610mm	400mm	€861.00
T917REC-BK-LP	T917REC-WH-LP		1700mm	900mm	610mm	450mm	€885.60
T718REC-BK-LP	T718REC-WH-LP		1800mm	700mm	610mm	350mm	€836.40
T818REC-BK-LP	T818REC-WH-LP	T818REC-MK-LP	1800mm	800mm	610mm	400mm	€861.00
T918REC-BK-LP	T918REC-WH-LP	T918REC-MK-LP	1800mm	900mm	610mm	450mm	€916.35
T920REC-BK-LP	T920REC-WH-LP		2000mm	900mm	610mm	450mm	€984.00

iTray STANDARD ACRYLIC SHOWER TRAYS

INNOVATION HIGHLIGHTS

- **Durable Acrylic Tray Options:** complement all Image shower enclosures and wetroom designs
- **Minimalist, Low Profile Designs**
- **Available in Quadrant, Offset Quadrant, Rectangular and Square Options**

KEY FEATURES

 **40** mm depth
  **90** mm high flow waste

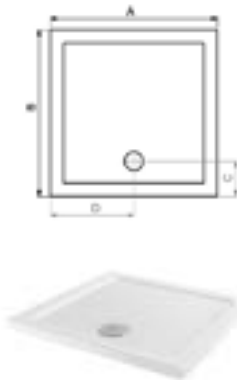


Acrylic Shower Tray: white tray with a smooth surface

iTray STANDARD ACRYLIC SHOWER TRAY: SQUARE

TECHNICAL SPECIFICATIONS

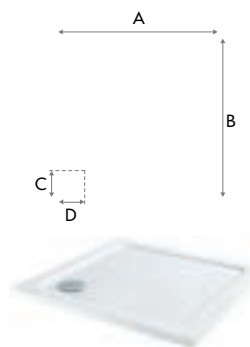
Code	A	B	C	D	RRP Inc. VAT
T700SQ-LP	700mm	700mm	190mm	350mm	€264.45
T760SQ-LP	760mm	760mm	190mm	380mm	€264.45
T800SQ-LP	800mm	800mm	190mm	400mm	€233.70
T900SQ-LP	900mm	900mm	190mm	450mm	€313.65
T1000SQ-LP	1000mm	1000mm	190mm	500mm	€430.50
T1100SQ-LP	1100mm	1100mm	190mm	600mm	€482.16
T1200SQ-LP	1200mm	1200mm	190mm	700mm	€558.42



iTray STANDARD ACRYLIC SHOWER TRAY: SQUARE CORNER WASTE

TECHNICAL SPECIFICATIONS

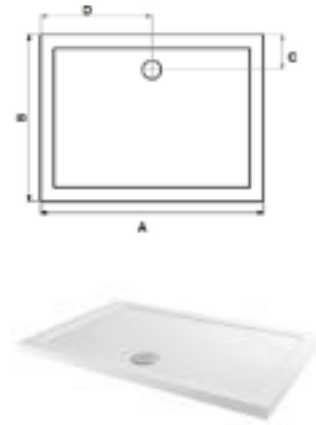
Code	A	B	C	D	RRP Inc. VAT
T800SQCW-LP	800mm	800mm	180mm	180mm	€260.76
T900SQCW-LP	900mm	900mm	180mm	180mm	€260.76



iTray STANDARD ACRYLIC SHOWER TRAY: RECTANGULAR

TECHNICAL SPECIFICATIONS

Code	A	B	C	D	RRP Inc. VAT
T790REC-LP	900mm	700mm	190mm	450mm	€380.07
T7690REC-LP	900mm	760mm	190mm	450mm	€380.07
T890REC-LP	900mm	800mm	190mm	450mm	€380.07
T710REC-LP	1000mm	700mm	190mm	500mm	€412.05
T7610REC-LP	1000mm	760mm	190mm	500mm	€412.05
T810REC-LP	1000mm	800mm	190mm	500mm	€353.01
T910REC-LP	1000mm	900mm	190mm	500mm	€430.50
T711REC-LP	1100mm	700mm	190mm	550mm	€430.50
T7611REC-LP	1100mm	760mm	190mm	550mm	€430.50
T811REC-LP	1100mm	800mm	190mm	550mm	€442.80
T911REC-LP	1100mm	900mm	190mm	550mm	€448.95
T712REC-LP	1200mm	700mm	190mm	600mm	€430.50
T7612REC-LP	1200mm	760mm	190mm	600mm	€405.90
T812REC-LP	1200mm	800mm	190mm	600mm	€393.60
T912REC-LP	1200mm	900mm	190mm	600mm	€430.50
T813REC-LP	1300mm	800mm	190mm	650mm	€506.76
T913REC-LP	1300mm	900mm	190mm	650mm	€558.42
T714REC-LP	1400mm	700mm	190mm	700mm	€541.20
T7614REC-LP	1400mm	760mm	190mm	700mm	€541.20
T814REC-LP	1400mm	800mm	190mm	700mm	€522.75
T914REC-LP	1400mm	900mm	190mm	700mm	€522.75
T715REC-LP	1500mm	700mm	190mm	750mm	€584.25
T815REC-LP	1500mm	800mm	190mm	750mm	€584.25
T915REC-LP	1500mm	900mm	190mm	750mm	€612.54
T716REC-LP	1600mm	700mm	190mm	800mm	€612.54
T816REC-LP	1600mm	800mm	190mm	800mm	€584.25
T916REC-LP	1600mm	900mm	190mm	800mm	€602.70
T717REC-LP	1700mm	700mm	190mm	850mm	€651.90
T7617REC-LP	1700mm	760mm	190mm	850mm	€664.20
T817REC-LP	1700mm	800mm	190mm	850mm	€703.56
T917REC-LP	1700mm	900mm	190mm	850mm	€731.85
T718REC-LP	1800mm	700mm	190mm	900mm	€781.05
T818REC-LP	1800mm	800mm	190mm	900mm	€781.05
T918REC-LP	1800mm	900mm	190mm	900mm	€824.10
T920REC-LP	2000mm	900mm	190mm	1000mm	€861.00



iTray STANDARD ACRYLIC SHOWER TRAY:
QUADRANT

TECHNICAL SPECIFICATIONS

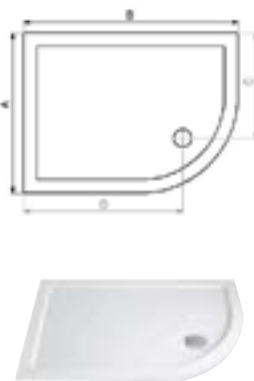
Code	A	B	C	D	RRP Inc. VAT
T800Q-LP	800mm	800mm	500mm	500mm	€260.76
T900Q-LP	900mm	900mm	600mm	600mm	€260.76
T1000Q-LP	1000mm	1000mm	700mm	700mm	€380.07



iTray STANDARD ACRYLIC SHOWER TRAY:
OFFSET QUADRANT

TECHNICAL SPECIFICATIONS

Code	A	B	C	D	RRP Inc. VAT
T7690QL-LP	900mm	760mm	510mm	600mm	€324.72
T7690QR-LP	900mm	760mm	510mm	600mm	€324.72
T890QL-LP	900mm	800mm	510mm	600mm	€324.72
T890QR-LP	900mm	800mm	510mm	600mm	€324.72
T810QL-LP	1000mm	800mm	510mm	700mm	€359.16
T810QR-LP	1000mm	800mm	510mm	700mm	€359.16
T811QL-LP	1100mm	800mm	510mm	800mm	€399.75
T811QR-LP	1100mm	800mm	510mm	800mm	€399.75
T812QL-LP	1200mm	800mm	510mm	900mm	€362.85
T812QR-LP	1200mm	800mm	510mm	900mm	€362.85
T910QL-LP	1000mm	900mm	610mm	700mm	€399.75
T910QR-LP	1000mm	900mm	610mm	700mm	€399.75
T911QL-LP	1100mm	900mm	610mm	800mm	€399.75
T911QR-LP	1100mm	900mm	610mm	800mm	€399.75
T912QL-LP	1200mm	900mm	610mm	900mm	€399.75
T912QR-LP	1200mm	900mm	610mm	900mm	€399.75



iTray SLIP RESISTANT ACRYLIC
SHOWER TRAYS

INNOVATION HIGHLIGHTS

- Features a Slip Resistant Textured Surface

iTray SLIP RESISTANT ACRYLIC SHOWER TRAY:
RECTANGULAR

TECHNICAL SPECIFICATIONS

Code	A	B	C	D	RRP Inc. VAT
T790REC-SR	900mm	700mm	180mm	450mm	€359.16
T7690REC-SR	900mm	760mm	180mm	450mm	€362.85
T890REC-SR	900mm	800mm	180mm	450mm	€378.84
T710REC-SR	1000mm	700mm	180mm	500mm	€393.60
T810REC-SR	1000mm	800mm	180mm	500mm	€399.75
T910REC-SR	1000mm	900mm	180mm	500mm	€405.90
T811REC-SR	1100mm	800mm	180mm	550mm	€412.05
T712REC-SR	1200mm	700mm	180mm	600mm	€412.05
T7612REC-SR	1200mm	760mm	180mm	600mm	€399.75
T812REC-SR	1200mm	800mm	180mm	600mm	€393.60
T912REC-SR	1200mm	900mm	180mm	600mm	€399.75
T813REC-SR	1300mm	800mm	180mm	650mm	€559.65
T714REC-SR	1400mm	700mm	180mm	700mm	€559.65
T814REC-SR	1400mm	800mm	180mm	700mm	€571.95
T914REC-SR	1400mm	900mm	180mm	700mm	€596.55
T815REC-SR	1500mm	800mm	180mm	750mm	€645.75
T915REC-SR	1500mm	900mm	180mm	750mm	€645.75
T716REC-SR	1600mm	700mm	180mm	800mm	€651.90
T816REC-SR	1600mm	800mm	180mm	800mm	€651.90
T916REC-SR	1600mm	900mm	180mm	800mm	€664.20
T717REC-SR	1700mm	700mm	180mm	850mm	€715.86
T7617REC-SR	1700mm	760mm	180mm	850mm	€715.86
T817REC-SR	1700mm	800mm	180mm	850mm	€715.86
T917REC-SR	1700mm	900mm	180mm	850mm	€731.85
T818REC-SR	1800mm	800mm	180mm	900mm	€799.50

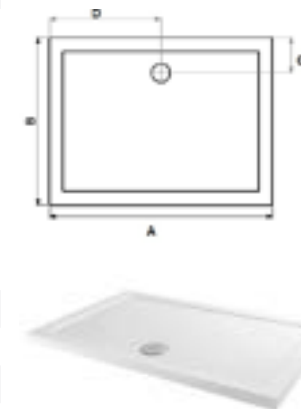
KEY FEATURES

40 mm depth

90 mm high flow waste



Slip Resistant Acrylic Shower Tray: white tray with a slip resistant finish



iTray SLIP RESISTANT ACRYLIC SHOWER TRAY:
SQUARE

TECHNICAL SPECIFICATIONS

Code	A	B	C	D	RRP Inc. VAT
T700SQ-SR	700mm	700mm	180mm	350mm	€221.40
T760SQ-SR	760mm	760mm	180mm	380mm	€221.40
T800SQ-SR	800mm	800mm	180mm	400mm	€233.70
T900SQ-SR	900mm	900mm	180mm	450mm	€332.10



iTray SLIP RESISTANT ACRYLIC SHOWER TRAY:
QUADRANT

TECHNICAL SPECIFICATIONS

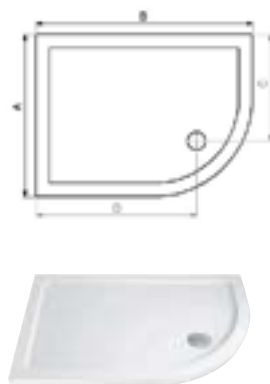
Code	A	B	C	D	RRP Inc. VAT
T800Q-SR	800mm	800mm	180mm	180mm	€300.12
T900Q-SR	900mm	900mm	180mm	180mm	€300.12



iTray SLIP RESISTANT ACRYLIC SHOWER TRAY:
OFFSET QUADRANT

TECHNICAL SPECIFICATIONS

Code	A	B	C	D	RRP Inc. VAT
T810QL-SR	800mm	1000mm	180mm	500mm	€462.48
T810QR-SR	800mm	1000mm	180mm	500mm	€462.48
T812QL-SR	800mm	1200mm	180mm	600mm	€462.48
T812QR-SR	800mm	1200mm	180mm	600mm	€462.48
T912QL-SR	900mm	1200mm	180mm	600mm	€462.48
T912QR-SR	900mm	1200mm	180mm	600mm	€462.48



TRAY ACCESSORIES

PANEL KIT SYSTEM

TECHNICAL SPECIFICATIONS

Description	Size
Panel Kit-Square/Rectangle	95mm
Panel Kit-Quad/Offset Quad	95mm
Shower Tray Feet	95mm



Square / Rectangle



Quad / Offset Quad

Description	Code	Size	RRP Inc. VAT
Image 2.8 Metre Flexi Seal Strip	T-FLEXISTRIP	95mm	€36.90
Image 2000mm Extension Panel Riser Pack Including Plinth & Feet For Shower Trays (For Acrylic Trays Only)	PANEL KIT-EXTENS	95mm	€135.30
Image Slip Resistant Shower Tray, Feet & Legs. Set Of 5 Feet Per Pack (For Slip Resistant Trays Only)	SR TRAY FEET	95mm	€59.40

WASTES

TECHNICAL SPECIFICATIONS

Code	Size	RRP Inc. VAT
W90mm-TB-BB Brushed Brass	90mm	€61.50
W90mm-TB-GM Gunmetal	90mm	€61.50
W90mm-TB-BK Black	90mm	€61.50
W90mm-TB-WH White	90mm	€49.20
W90mm-TB Chrome	90mm	€49.20



90mm Tourbillon Wirquin High-flow Waste




I-DRAIN® AIO is standard supplied with a stainless steel grating* (standard in box). The drain is also compatible with a matt black decorative profile or a profile with a Yellow Gold PVD coating**.

imageshowers.com

I-DRAIN® Square in Chrome



AIO Video



THE ALL-IN-ONE DESIGN DRAIN

- Built-in Height: 58 mm
- Flow Capacity: 31 l/min
- Two Fixed Lengths: 950mm or 1150mm
- Length-adjustable
- Grating: 33 mm wide
- Can Be Shortened: for a wall-to-wall effect (cutting disk included in box)
- Optional Extensions: to extend the grating
- Siphon can rotate 360°: allows for connection in any direction
- Horizontal and Vertical Connection Option
- Stainless Steel Grating: standard in box

TECHNICAL SPECIFICATIONS

Code	Size	Colour	RRP Inc. VAT
iDSS950A	950mm	Chrome	€774.90
iDSS950A-GD	950mm	Yellow Gold	€904.05
iDSS950A-BK	950mm	Matt Black	€842.55
iDSS950A-GM	950mm	Gunmetal	€904.05
iDSS950A-CP	950mm	Copper	€904.05
iDSS950A-CL	950mm	Chocolate	€922.50
iDSS1150A	1150mm	Chrome	€762.60
iDSS1150A-GD	1150mm	Yellow Gold	€861.00
iDSS110A-BK	1150mm	Black	€762.60



I-DRAIN® AIO in Yellow Gold



I-DRAIN® AIO in Matt Black

*All-in-one package. Stainless steel grating included in box.


**Optional

I-DRAIN® I-DRAIN® LIQUID SQUARE

Built-in height: 71 mm. | Flow capacity: 24 l/min | 150x150 mm | Drain body: deep-drawn stainless steel. | Grating is adjustable – sandable. | Siphon is completely removable for easy cleaning. | 10 year warranty.

TECHNICAL SPECIFICATIONS

Code	Size	Colour	RRP Inc. VAT
IDSS150SQ-LQ	150mm	Concrete	€516.60



I-DRAIN® I-DRAIN® SQUARE*

Built-in height: 54 mm. | Flow capacity: 24 l/min | 150x150 mm | Drain body: deep-drawn stainless steel. | No welding joints, no risk of leaks. | Reversible stainless steel grating* (standard in box).

TECHNICAL SPECIFICATIONS

Code	Size	Colour	RRP Inc. VAT
IDSS150SQ	150mm	Chrome	€387.45

*Reversible stainless steel grating included in box



I-DRAIN® I-DRAIN® LINEAR STAINLESS STEEL*

Ultra low height of 54 mm. Also available in 72 mm. | 1 or 2 siphons | Flow capacity: 26.4 l/min. or 31.8 l/min | Drain body: deep-drawn stainless steel or ABS | Pre-glued waterproofing membrane with a 25-year guaranteed watertightness. | Reversible stainless steel grating* (standard in box).



TECHNICAL SPECIFICATIONS

Code	Size	RRP Inc. VAT
iDSS600	600mm	€516.60
iDSS700	700mm	€553.50
iDSS800	800mm	€571.95
iDSS900	900mm	€596.55
iDSS1000	1000mm	€621.15
iDSS1100	1100mm	€658.05
iDSS1200	1200mm	€750.30

*Reversible stainless steel grating included in box

I-DRAIN® I-DRAIN® LINEAR LIQUID

Available in 3 sizes: 700mm, 800mm, 900mm. | Mounting Height from 68mm. | Flow Capacity: 26,4 l/min. | Grating is adjustable – sandable. | Siphon is completely removable for easy cleaning. | 10 year warranty

TECHNICAL SPECIFICATIONS

Code	Size	RRP Inc. VAT
IDSS700-LQ	700mm	€713.40
IDSS800-LQ	800mm	€774.90
IDSS900-LQ	900mm	€842.55



I-DRAIN® I-DRAIN® LINEAR ABS*


Ultra low height of 54 mm. | Flow capacity: 26.4 l/min. | Drain body: ABS | Pre-glued waterproofing membrane with a 25-year guaranteed watertightness. | Reversible stainless steel grating* (standard in box).



TECHNICAL SPECIFICATIONS

Code	Size	RRP Inc. VAT
iDABS600	600mm	€356.70
iDABS700	700mm	€375.15
iDABS800	800mm	€405.90
iDABS900	900mm	€436.65
iDABS1000	1000mm	€479.70
iDABS1200	1200mm	€541.20

*Reversible stainless steel grating included in box



Reversible Grating* (standard in box) Stainless Steel / Tile

*The Linear and ABS drains are standard supplied with a stainless steel reversible grating (standard in box).

MATT BLACK GRATING*

The drains are compatible with a matt black decorative profile (optional).



Matt Black (optional)

TECHNICAL SPECIFICATIONS

Code	Size	RRP Inc. VAT
iDGR600BK	Linear 600mm	€246.00
iDGR700BK	Linear 700mm	€264.45
iDGR800BK	Linear 800mm	€276.75
iDGR900BK	Linear 900mm	€313.65
iDGR1000BK	Linear 1000mm	€350.55
iDGR1200BK	Linear 1200mm	€362.85

*iDrains must be purchased separately

iDrain Connector: additional connections available for iDrain extension.

Code	Style	RRP Inc. VAT
iDCONNST-MATT	10cm Matt	€166.05
iDCONNST-POL	10cm Polished Straight	€209.10
iDCONNST-TILE	10cm Tile Straight	€166.05

iMAGE

SHOWERS

PROUDLY
IRISH,
PERFECTLY
BESPOKE

To arrange a free design
consultation contact:
bespoke@imageshowers.com
056 7723374

imageshowers.com



WE ARE NOW A PROUD MEMBER OF GUARANTEED IRISH

At Image, we are a proud member of the Guaranteed Irish network, which has been the national symbol of trust in business in Ireland for 50 years.

Our membership in Guaranteed Irish means we are committed to supporting sustainable jobs, contributing to local communities, and demonstrating Irish provenance.

As a Guaranteed Irish member, we use the distinctive logo to show our commitment to the Irish economy.



iMAGE BESPOKE

Image Showers are experts in the design and manufacture of bespoke showering solutions, created precisely to client specification. Our in-house manufacturing team have decades of specialist knowledge in crafting made to measure solutions for more unusual shower design requirements. Image products are of enduring quality and built from the finest raw materials at our production facility in Kilkenny, Ireland. A lifetime guarantee extends across our products, with spare parts readily available for ultimate peace of mind*.

Image is the bespoke shower door specialist – we are the preferred supplier for many prestigious hotel & commercial projects nationwide. Our expert design, measurement and installation service is trusted within the industry.

Image offer a complete end-to-end service - from initial site visit, design concept development, to product manufacture, through to installation and after-sales maintenance.



FROM CONCEPT TO COMPLETION, WE'RE THERE



Liss Ard Estate, West Cork

INFORMATION & MAINTENANCE

PRODUCT

All products are manufactured in accordance with ISO 9001 and EN 14428 and utilise toughened safety glass to EN12150-1 class A standard. Aluminium sections are extruded to BS 1474 from alloys complying with BS 6463 and coated to BS 6464. Doors and enclosures have been tested in accordance with EN 14428 and are suitable for use with modern power showers. The position of all shower valves in the brochure are for illustrative purposes only.

CE AND EN INFORMATION

The CE marking on The Company's products is a declaration that the product complies with the essential requirements of the European health, safety and environmental protection legislation.

The CE marking on a product indicates to government officials that the product may be legally placed on the market in their country. This ensures the free movement of the product within EFTA and the European Union single market and permits the withdrawal of the non conforming products by customs and enforcement authorities.

The European Union's "new approach directives" are mandatory on all member countries to enact through national legislation. This legislation requires manufacturers to display a CE marking on their product, packaging and accompanying literature. Where a new approach directive is in force, it is (with few exceptions) an offence to place a product on the market without a CE marking.

Often consumers will consider CE marking on a product as an indication of conformance to laid down minimum standards and therefore, a minimum level of safety which other products may lack. CE marking is for many consumers a "Symbol of Safety"

CLEANING

It is important to clean your shower door and tray after every use. Here is what we recommend:

- Wipe down all the glass and metal parts with a soft cloth.
- Do not allow lime scale to build up in hard water areas.
- Ensure that any residual water on the glass is removed after every use.
- Clean the glass regularly with soapy water.
- Do not use any abrasive products on any surfaces.
- Install enclosures in a well ventilated area.
- Always read the instructions on the packaging.

Bathroom products are vulnerable to acid attack and some strong household cleaners including strong disinfectants, denture cleaners, hair dyes, wine making chemicals and photographic chemicals may contain acid. These materials may have a varying effect on the surface, from black spots/streaks (which cannot be removed) to pitting the surface. Contact with these materials should be avoided.

SHOWER ENCLOSURE ADJUSTMENT

This is the min and max adjustment of the actual enclosure. These are the adjustment dimensions of the actual door excluding the tray. Therefore, these are the dimensions to follow when installing an enclosure in a wet room application without a tray.

The guide below may be helpful in taking measurements to determine the shower door or enclosure size required. Dimensions given in this publication are in millimetres, are approximate and may vary with adjustment. They are subject to change without notice.

Please note that when a tray is fitted, it is essential that the tray is level before any doors or enclosures are fitted. Uneven trays may lead to leakages and would invalidate our guarantee.



DELIVERIES

Deliveries should be inspected immediately after receipt and any discrepancies should be notified within 7 days. Notifications received after this period will not be accepted.

Goods supplied are subject to carriage charge* ask The company for details*. Lead time direct to a reseller is 3 working days.

RETURNS

No return of goods will be accepted by The Company without prior authorisation and compliance with our returns procedure.

In the event that the customer returns any goods which are not defective, such goods will be accepted by The Company only if they are returned to The Company in an undamaged, resalable condition, which requires that the goods are unused and contained within their original, unopened and undamaged packaging.

In the event that the customer wishes to return non-defective goods to The Company following the expiry of the 21 day period, The Company will have absolute sole discretion as to whether it shall offer a refund to the customer in respect of such goods.

In relation to any returns made, The Company will deduct 40% of the price paid for the relevant goods and The Company will deduct a discretionary restocking fee (which may exceed 40% of the price paid for the relevant goods) plus the cost of carriage, from the sums refunded to the customer, in order to cover The Company's administration and restocking costs.

The company will not accept any return of (or issue any refund or credit in respect of) non-faulty goods more than 30 days following the delivery date.

If a return of goods has been agreed by The Company, it will arrange a collection date with its courier. If The Company or its courier is unable to collect the goods on the date proposed by the customer due to any act or omission by the customer, then an administration fee will be payable by the customer (which The Company may deduct from any sums refunded to the customer).

GENERAL

All products are supplied complete with full installation instructions and the necessary fixings. Check with your dealer for accurate matching of material samples. Product descriptions do not imply the use of precious or valuable materials.

Our policy of reviewing product design and development on a regular basis means The Company reserve the right to change product specifications and prices without notice.

Glass shattering and parts subject to wear are not covered by the lifetime guarantee.

Trays shown in this catalogue are for illustrative purposes only.

Images are for illustrative purposes only. The colours and finishes shown in the catalogue are as accurate as possible within the limits of the printing process. The positioning of all shower heads in the brochure is for illustrative purposes only. All descriptions, specifications and particulars contained in this brochure are intended merely to represent a general idea of the products described herein and none of these form part of any contract to give rise to any independent or collateral liability upon The Company.

Prices are correct at the time of print with the rate of VAT which applies at the time. Due to circumstances beyond our control, prices may be altered including changes to the rate of VAT.

Due to our policy of continuous improvement, we reserve the right to amend prices, specifications and designs without prior notice. Images are for illustrative purposes only. The colours and finishes shown in the catalogue are as accurate as possible within the limits of the printing process. All descriptions, specifications and particulars contained in this brochure are intended merely to represent a general idea of the products described herein and none of these form part of any contract to give rise to any independent or collateral liability upon the company.

LIABILITY

In the event of any breach of The Company's obligations, the remedies of the customer will be limited through damages.

Except as set out in these conditions, all warranties, conditions and other terms implied by law (whether by statute, common law or otherwise), are to the fullest extent permitted by the law, excluded from the contract.

The Company's maximum aggregate liability arising out of or in connection with a contract, whether in a contract, tort, misrepresentation under statute or otherwise, howsoever caused including any liability under an indemnity contained in the contract and/or arising from a breach of, or a failure to perform or defect or delay in performance of, any of The Company's obligations under the contract and/or any defect in any of the goods supplied under the contract and/or any use made or resale of any such goods by the customer or of any product incorporating any of such goods shall be limited to the aggregate price paid or payable under the contract.

The company shall not have any liability to the customer for any loss of profit (direct or indirect); loss of revenue, loss of production or loss of business (in each case whether direct or indirect); loss of goodwill, loss of reputation or loss of opportunity (in each case whether direct or indirect); loss of anticipated saving or loss of margin(whether direct or indirect); liability of the customer to third parties (whether direct or indirect); consequential or special loss arising out of or in connection with the contract, whether in contract, tort or misrepresentation under the statute or otherwise, howsoever caused including by negligence and/or arising from a breach of, or a failure to perform or defect or delay in performance of, any of The Company's obligations under the contract.

Nothing in the contract shall operate to exclude or restrict The Company's liability (if any) to the customer for breach of its obligations arising under section 12 of the Sale of Goods Act 1979; for breach of its obligations arising under section 2 of the Supply of Goods and Services Act 1982; for death or personal injury resulting from its negligence; for its fraud or fraudulent misrepresentation; or for any matter for which it is not permitted by the law to exclude or limit, or to attempt to exclude or limit, its liability.



i7 Frameless Double Hinge Doors Corner Access

QUALITY GUARANTEED

Image products are manufactured in accordance with ISO 9001 and EN 14428 and utilise toughened safety glass to EN12150-1 class A standard.

Aluminium sections are extruded to BS 1474 from alloys complying with BS 6463 and coated to BS 6464. Doors and enclosures have been tested in accordance with EN 14428.

The CE marking is a declaration that the product complies with the essential requirements of the European health, safety and environmental protection legislation.

This brochure was designed with green energy, and it is printed on FSC® Certified and Carbon Balanced paper.



IMAGE

SHOWERS

i3 | i4

Purcellsinch Industrial
Estate, Dublin Rd,
Purcellsinch, Co Kilkenny
R95 DT73

+353 (0)56 7723374
info@imageshowers.com



@imageshowers

imageshowers.com

Guaranteed
Irish

